



Endosee® Advance Direct Visualization System Office Checklist*



Supplies for Procedure Using Endosee Advance

- ☐ 1 Cleaned/disinfected Endosee Advance display module
- ☐ 1 Sterile single-use Endosee Advance cannula
- ☐ Sterile saline (hanging bag with pressure cuff or 60 cc syringe and extension tubing)
- ☐ Endosee Convenience Kit†
 - 1 Drape (36"x36")
 - 3 Swabsticks (8")
 - 1 Fundus Sound
 - 1 Cervical Dilator
 - 1 Syringe (60 cc) with Extension Tubing
 - 1 Under-Buttocks Drape Pouch
 - 1 Lubricating Jelly (3 g)
 - 1 Povidone-Iodine Solution (3/4 oz)
- ☐ Speculum (open-sided speculum recommended)
- ☐ Disposable Os Finder™
- ☐ Alcohol wipes and/or CaviWipes®

Optional

- ☐ Cervical Stabilizer or Tenaculum
- ☐ Working Channel Instruments
- ☐ Endometrial Biopsy Device packaged with Endosee Advance cannula
- ☐ Endometrial Biopsy Device collection container

Endosee Advance Steps

- 1 Turn Endosee Advance display module "ON," press "START," press "NEW PATIENT," and enter a patient ID. Press "START EXAM."
- 2 Open the sterile single-use cannula package.
- 3 Open the cannula handle to the down position and slide on the display module, locking securely into place.
- 4 Check that the light is on the cannula.
- 5 Attach saline tubing to the cannula. Flush the system until all air bubbles in the fluid line are purged to remove air. The system is now ready for use.
- 6 When case is completed, you can remove the display module to review any recorded photos or video with your patient.
- 7 Dispose of the single-use cannula per your facility's policy.
- 8 Clean/disinfect display module as per Instructions For Use.
- 9 Slide display module directly onto the Endosee Advance docking station after each use to recharge battery.
- 10 Connect docking station via USB cable to your computer to transfer any photos or video.

Other Considerations

- Patient's pain tolerance and level of anxiety – NSAIDs, Topical Analgesic, Anxiolytics
- Patient's parity/cervical status – Dilation, Cervical softening
- Patient's time of cycle, if premenopausal

* Not a substitute for the Endosee Advance Instructions for Use. † Sold separately.

IMPORTANT SAFETY INFORMATION

Endosee® Advance Direct Visualization System is indicated for viewing the cervical canal, uterine cavity, or female urinary tract, for the purpose of performing diagnostic and therapeutic procedures. Hysteroscopy is contraindicated in patients with known or suspected pelvic inflammatory disease. Hysteroscopy may be contraindicated in patients with inability to distend the uterus, cervical stenosis, cervical/vaginal infection, uterine bleeding, menses, known pregnancy, invasive carcinoma of the cervix, recent uterine perforation, or intolerance to anesthesia. Cystoscopy is contraindicated in patients with severe coagulopathy or febrile patients with urinary tract infection. Please refer to Instructions for Use for more information.

Accessories



Endosee® System Convenience Kit

This convenient tray contains a range of items useful for the procedure including:

- 1 Drape (36" x 36")
- 1 Syringe (60 cc)
- 3 Swabsticks (8")
- 1 Under-Buttocks Drape Pouch
- 1 Fundus Sound
- 1 Lubricating Jelly (3 g)
- 1 Cervical Dilator
- 1 Povidone-Iodine Solution (3/4 oz)
- 1 Extension Tube (36") with One-way Stopcock


Endosee® System Convenience Kit with IV Tube

Featuring a 36" extension tube with a one-way stopcock and IV administration set:


- 1 Drape (36" x 36")
- 1 Under-Buttocks Drape Pouch
- 3 Swabsticks (8")
- 1 Lubricating Jelly (3 g)
- 1 Fundus Sound
- 1 Povidone-Iodine Solution (3/4 oz)
- 1 Cervical Dilator
- 1 IV Administration Set

Instruments for In-Office Procedures


Single-Use Instruments — 5 Fr, Sterile




Single Action Scissors



Alligator Grasper Forceps




Biopsy Forceps




Disposable Retrieval Snare


Reusable Instruments — 5 Fr, Stainless Steel



Biopsy Forceps



Spoon Forceps, Long Serrated



Scissors, Single Action

Ordering Information

NUMBER	DESCRIPTION
ES9000	Endosee Advance Display Module, 1/Box
ESPX5	Endosee Advance Cannula, Compatible with ES9000 only, 5/Box
ES-TRAY	Endosee Advance Convenience Kit, 5/Box
ES-TRAY-IV	Endosee Advance IV Convenience Kit, 5/Box
SINGLE-USE INSTRUMENTS (STERILE)	
ES-DISP-AGR	Disposable Alligator Grasper Forceps, 5 Fr, 460 mm, 5/Box
ES-DISP-BPY	Disposable Biopsy Forceps, 5 Fr, 460 mm, 5/Box
ES-DISP-SCS	Disposable Single Action Scissors, 5 Fr, 460 mm, 5/Box
ES-DISP-10-BL	Disposable Retrieval Snare, 5 Fr, 465 mm, 5/Box
ES-DISP-15-BL	Disposable Retrieval Snare, 5 Fr, 473 mm, 5/Box
REUSABLE INSTRUMENTS (STAINLESS STEEL)	
ES-BPSY	Biopsy Forceps, 5 Fr, 455 mm, 1/Box
ES-LNGR	Spoon Forceps, Long Serrated, 5 Fr, 455 mm, 1/Box
ES-SCIS	Scissors, Single Action, 5 Fr, 455 mm, 1/Box



Scan for More Information

800.243.2974
www.coopersurgical.com
75 Corporate Drive, Trumbull, CT 06611

Endosee®
Advance
See Now. Know Now.™

by  CooperSurgical®